



8

7

G

6

N

5

B

3

4

M

TO

2

L

I

GOOD

1

C

ENGLISH

Table of Contents

<u>LESSON</u>	<u>UNIT I WARMING UP</u>	<u>PAGE</u>		<u>UNIT VII VERBS</u>	<u>PAGE</u>
1-18	Review Lessons	1-18		88-90	Learning About Verbs 87-89
	UNIT II SENTENCES			91-93	Verbs Show Time 91-93
19	The Sentence	19		94-96	Helping Verbs 94-96
20-22	Kinds of Sentences	20-22		97-98	Describing Words 97-98
23	Editing a Story	23		99-100	Using Verbs 99-100
24	Two Parts of a Sentence	24		101	Unit VII Review 101
25	Key Words in Subject & Predicate	26		102	Unit VII Test 195
26	Run-on Sentences	27			UNIT VIII LETTER WRITING
27	Unit II Review	28		103	The Friendly Letter 102
28	Unit II Test	185		104-107	Letter Parts 103-107
	UNIT III STORY WRITING			108	Addressing Envelopes 108
29-31	Writing Good Sentences	29-31		109	Sending a Real Letter 110
32	Story Titles	32		110	Writing Postcards 111
33	Verb Usage	34		111	Initials 112
34	Indenting	35		112	Letters of Invitation 114
35-40	Direct Quotations	36-41		113	Thank You Letters 116
41	Composing	42		114	Letters of Cheer 118
42-43	Unit III Review	43-44		115	Unit VIII <i>Review</i> 120
44	Unit III Test	187		116	Unit VIII <i>Test</i> 197
	UNIT IV MEETING NOUNS AND PRONOUNS				UNIT IX POEMS & MORE ABOUT PARAGRAPHS
45	Nouns and Pronouns	45		117-119	Recognizing Paragraphs 121-123
46	Nouns in the Sentence	46		120	Descriptive Paragraphs 125
47	Words That Signal Nouns	47		121	Paragraphs that Explain 126
48	Using A and AN	48		122	Writing Directions 127
49	Syllabication	49		123-124	Review 128-130
50,53,55	Singular & Plural Nouns	50, 53, 55		125-127	Poems 131-133
51	Possessive Nouns	51		128	Homonyms, Synonyms 134
52	Common and Proper Nouns	52		129	Words That Name Sounds 135
54	Using Pronouns	54		130	Unit IX Review 136-137
56	More About Nouns	56		131	Unit IX Test 199-200
57	Unit IV Review	57			UNIT X OUTLINES AND REPORTS
58	Unit IV Test	189		132-133	Finding Facts 138-139
	UNIT V WRITING PARAGRAPHS			134-136	Taking Notes 140-144
59	Paragraphs	58		137-139	Outlines 144-147
60	Main Idea	59		140-141	Writing Reports 148-149
61	Detail Sentences	60		142	Proofreading 150
62-63	Time Order	61-63		143-144	Unit X Review 151-153
64	Prefixes and Suffixes	64		145	Unit X Test 201-202
65	More Than One Paragraph	65			UNIT XI IMPROVING YOUR SENTENCES
66	Homonyms, Antonyms, Synonyms	66		146	Reviewing Sentences 154
67	Past Tense -ed Verbs	67		147	Reviewing Subjects & Predicates 155
68-69	Word Usage	68-69		148	Noun-Verb Pattern 157
70-71	Story Writing & Proofreading	70-71		149	Expanding Sentences 158
72	Unit V Review	72		150	Sentence Variations 159
73	Unit V Test	191		151	Noun-Verb-Noun Sentences 161
	UNIT VI FINDING INFORMATION			152	Diagramming Sentences 162
74	Entry Words	73		153	Word Usage 163
75	Alphabetical Order	74		154	Writing a Story 164
76	Guide Words	75		155	Poems 165
77	Dictionary Respellings	77		156	Unit XI Review 166
78-79	Multiple Meanings	78-79		157	Unit XI Test 203
80	Accents	80			UNIT XII LOOKING BACK
81	Root Words	81		158-160	Reviewing Capitalization 167-169
82	Story Writing	82		161-163	Reviewing Punctuation 170-172
83	Table of Contents	83		164	Reviewing Verbs 173
84	The Index	84		165-166	Reviewing Nouns 174-176
85	Using the Dictionary	85		167	Reviewing Pronouns 177
86	Unit VI Review	86		168-169	Reviewing Verb Usage 178-179
87	Unit VI Test	193		170	END OF YEAR TEST 205-206

Lesson 52: NAMES HAVE CAPITALS

We know that nouns name persons, places, or things -- boy, town, month. But special names of persons, places, or things are called proper nouns -- Ed, Lebanon, Bethlehem, May. Sometimes a proper noun is more than one word: Uncle Tom, Mr. Jones, Hilltop School.

PROPER NOUNS BEGIN WITH CAPITAL LETTERS.

A. Beside each *noun* below write a *proper noun*. How will you begin the proper noun?

- | | | |
|------------------|---------------|--------------|
| 1. doctor _____ | teacher _____ | friend _____ |
| 2. pet _____ | day _____ | month _____ |
| 3. country _____ | state _____ | county _____ |
| 4. city _____ | book _____ | school _____ |
| 5. sister _____ | river _____ | church _____ |

B. Circle the proper nouns in this list. Then copy them correctly on the lines below.

- | | | | | | |
|-----------|-----------|-----------|-----------|----------|----------|
| blackie | soup | helper | irene | kentucky | saturday |
| ascension | strasburg | mrs. owen | christmas | flower | bible |
| woods | skippy | dr. wolf | wayne | august | ohio |
| woman | november | school | adam | tuesday | africa |

- | | | |
|----------|-----------|-----------|
| 1. _____ | 7. _____ | 13. _____ |
| 2. _____ | 8. _____ | 14. _____ |
| 3. _____ | 9. _____ | 15. _____ |
| 4. _____ | 10. _____ | 16. _____ |
| 5. _____ | 11. _____ | 17. _____ |
| 6. _____ | 12. _____ | 18. _____ |

C. Circle the ten proper nouns in this paragraph. Write them correctly on the lines.

In june the martin family took a trip to indiana. They started on friday, june 2, and arrived late on saturday. grandpa martin picked them up in goshen and took them to his farm. They were glad to see grandma martin. Last christmas it was two years since they had seen their grandparents.

_____	_____
_____	_____
_____	_____
_____	_____
_____	_____

Lesson 98: MORE ABOUT DESCRIBING WORDS

A. Draw two lines under the verbs in these sentences. Find the word or words that describe the verb and write them in the correct column after each sentence.

- | | HOW | WHEN | WHERE |
|--|---------------|------|----------------------|
| 1. The mice <u>slept</u> snugly in their nest. | <u>snugly</u> | | <u>in their nest</u> |
| 2. Mary sang loudly in the kitchen. | | | |
| 3. The flies buzzed lazily on the screen. | | | |
| 4. Keith jumped lightly over the fence. | | | |
| 5. The child played happily on the lawn. | | | |
| 6. The bell rang clearly at dinnertime. | | | |

B. Write a verb that tells what sound each subject makes. Then add words that describe the verb.

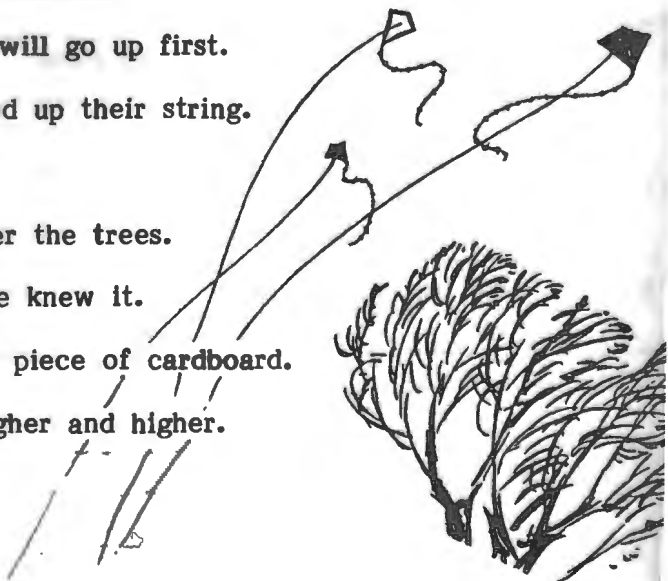
- The dog howls sadly in his house tonight.
- The chickens _____
- A gun _____
- The little baby _____
- The frozen snow _____
- The north wind _____
- The ice _____
- The snowplow _____

Review

C. Write the being verbs. _____


D. Use a being verb on each blank. Note: Sometimes they will be used as helping verbs.

- The boys _____ going to fly their kites.
- They _____ trying to see whose kite will go up first.
- Bob and Ed _____ careless and tangled up their string.
- Jim shouted, "I _____ winning!"
- But Jim's kite _____ sailing away over the trees.
- His string _____ all used up before he knew it.
- He _____ carefully holding the empty piece of cardboard.
- The end of the string _____ rising higher and higher.
- Where _____ the kite going?
- No one _____ going to win.



Spring Poems

A. Match the rhyming words on the left by drawing lines. Then think of a line that rhymes with the ones given.




- spring
- red
- nests
- fly
- run
- peeping
- breasts
- sleeping
- sing
- sun
- bed
- cry

We know it is spring

Robins with red breasts

Tulips yellow and red

Hear the wild geese cry



B. List all the things you can think of that springtime brings.



C. Here is a spring poem for you to enjoy; perhaps even memorize. Does it make pictures in your mind? Do some lines rhyme? Does it tell a little story?



Springtime

1. Spring brings breezes
Cool and light;
It brings sunshine
Warm and bright.

3. Spring brings pleasant
Barefoot days;
Fresh green grass for
Cows to graze.


2. Spring brings new leaves
Fresh and green;
It brings flowers
Bright and clean.

4. God made springtime's
Fresh clean air;
Spring's a marvel
In His care.



D. Write a poem about spring. Use good describing words to make pictures in the mind.

TEACHER ' S



8

7

G

6

N

5

B

3

4

M

TO

2

I

GOOD

1

L

C

ENGLISH

Stress the fact that proper nouns are often compound -- they have two words that belong together and both begin with capitals.

Lesson 52: NAMES HAVE CAPITALS

We know that nouns name persons, places, or things -- boy, town, month. But special names of persons, places, or things are called proper nouns -- Ed, Lebanon, Bethlehem, May. Sometimes a proper noun is more than one word: Uncle Tom, Mr. Jones, Hilltop School.

PROPER NOUNS BEGIN WITH CAPITAL LETTERS.

A. Beside each noun below write a proper noun. How will you begin the proper noun?

- | | | |
|------------------|---------------|--------------|
| 1. doctor _____ | teacher _____ | friend _____ |
| 2. pet _____ | day _____ | month _____ |
| 3. country _____ | state _____ | county _____ |
| 4. city _____ | book _____ | school _____ |
| 5. sister _____ | river _____ | church _____ |

B. Circle the proper nouns in this list. Then copy them correctly on the lines below.

- | | | | | | |
|------------------|------------------|------------------|------------------|-----------------|-----------------|
| <u>blackie</u> | soup | helper | <u>irene</u> | <u>kentucky</u> | <u>saturday</u> |
| <u>ascension</u> | <u>strasburg</u> | <u>mrs. owen</u> | <u>christmas</u> | flower | <u>bible</u> |
| woods | <u>skippy</u> | <u>dr. wolf</u> | <u>wayne</u> | <u>august</u> | <u>ohio</u> |
| woman | <u>november</u> | school | <u>adam</u> | <u>tuesday</u> | <u>africa</u> |

- | | | |
|---------------------|---------------------|---------------------|
| 1. <u>Blackie</u> | 7. <u>Dr. Wolf</u> | 13. <u>August</u> |
| 2. <u>Ascension</u> | 8. <u>Irene</u> | 14. <u>Tuesday</u> |
| 3. <u>Strasburg</u> | 9. <u>Christmas</u> | 15. <u>Saturday</u> |
| 4. <u>Skippy</u> | 10. <u>Wayne</u> | 16. <u>Bible</u> |
| 5. <u>November</u> | 11. <u>Adam</u> | 17. <u>Ohio</u> |
| 6. <u>Mrs. Owen</u> | 12. <u>Kentucky</u> | 18. <u>Africa</u> |

C. Circle the ten proper nouns in this paragraph. Write them correctly on the lines.

In June the Martin family took a trip to Indiana. They started on Friday, June 2, and arrived late on Saturday. Grandpa Martin picked them up in Goshen and took them to his farm. They were glad to see Grandma Martin. Last Christmas it was two years since they had seen their grandparents.

- | | |
|----------------|-----------------------|
| <u>June</u> | <u>Saturday</u> |
| <u>Martin</u> | <u>Grandpa Martin</u> |
| <u>Indiana</u> | <u>Goshen</u> |
| <u>Friday</u> | <u>Grandma Martin</u> |
| <u>June</u> | <u>Christmas</u> |

Lesson 98: MORE ABOUT DESCRIBING WORDS

A. Draw two lines under the verbs in these sentences. Find the word or words that describe the verb and write them in the correct column after each sentence.

	HOW	WHEN	WHERE
1. The mice <u>slept</u> snugly in their nest.	<u>snugly</u>		<u>in their nest</u>
2. Mary <u>sang</u> loudly in the kitchen.	<u>loudly</u>		<u>in the kitchen</u>
3. The flies <u>buzzed</u> lazily on the screen.	<u>lazily</u>		<u>on the screen</u>
4. Keith <u>jumped</u> lightly over the fence.	<u>lightly</u>		<u>over the fence</u>
5. The child <u>played</u> happily on the lawn.	<u>happily</u>		<u>on the lawn</u>
6. The bell <u>rang</u> clearly at dinnertime.	<u>clearly</u>	<u>at dinnertime</u>	

B. Write a verb that tells what sound each subject makes. Then add words that describe the verb.

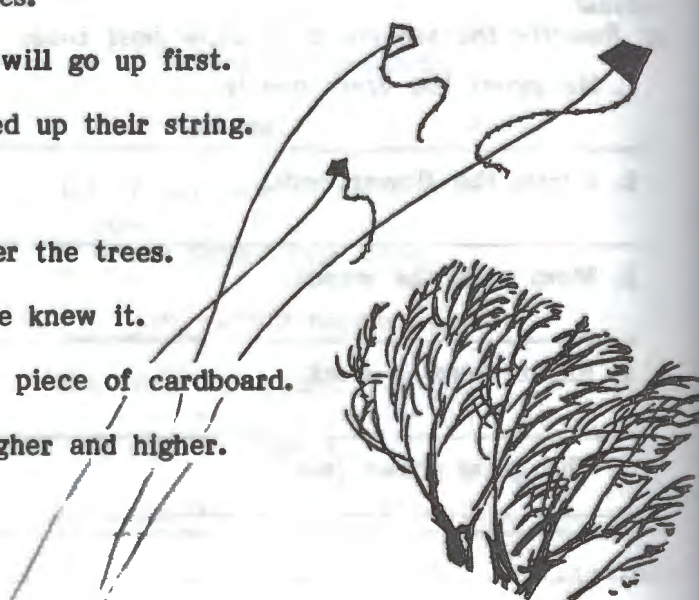
- The dog howls sadly in his house tonight.
- The chickens _____
- A gun _____
- The little baby _____
- The frozen snow _____
- The north wind _____
- The ice _____
- The snowplow _____

Review


C. Write the being verbs. am is are was were

D. Use a being verb on each blank. Note: Sometimes they will be used as helping verbs.

- The boys were / are going to fly their kites.
- They were / are trying to see whose kite will go up first.
- Bob and Ed were careless and tangled up their string.
- Jim shouted, "I am winning!"
- But Jim's kite was / is sailing away over the trees.
- His string was all used up before he knew it.
- He was / is carefully holding the empty piece of cardboard.
- The end of the string was / is rising higher and higher.
- Where was / is the kite going?
- No one was / is going to win.



Spring Poems



1. Match the rhyming words on the left by drawing lines. Then think of a line that rhymes with the ones given.

spring	breasts
red	sleeping
nests	sing
fly	sun
run	bed
peeping	cry

We know it is spring

Robins with red breasts

Tulips yellow and red

Hear the wild geese cry



2. List all the things you can think of that springtime brings.



3. Here is a spring poem for you to enjoy; perhaps even memorize. Does it make pictures in your mind? Do some lines rhyme? Does it tell a little story?


Springtime

1. Spring brings breezes
Cool and light;
It brings sunshine
Warm and bright.

3. Spring brings pleasant
Barefoot days;
Fresh green grass for
Cows to graze.

2. Spring brings new leaves
Fresh and green;
It brings flowers
Bright and clean.

4. God made springtime's
Fresh clean air;
Spring's a marvel
In His care.



4. Write a poem about spring. Use good describing words to make pictures in the mind.