



FIRST

STEPS





The Big Wagon


Rachel said,
"Come, Peter and Andrew.
I see Dad.
I see the big wagon.
I want a ride.
You want a ride, too.
We will ride on the big wagon."

Peter said,
"Stop, Dad, stop.
We want a ride.
May we ride with you?
May we ride on the big wagon?"

Dad said,
"Yes, you may ride with me.
Jump on, Rachel.
Jump on, Peter and Andrew.
You may ride with me.
Here we go.
Here we go with the big wagon."

stop may

Mother said,
"Come here, Rachel.
Come here, Peter.
Miriam wants you.
Come and play with Miriam."



wants with

Rachel said,
"I do not want to play with Miriam.
I want to ride on the big wagon."

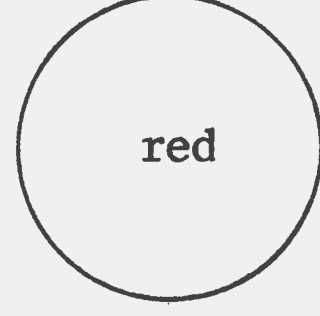

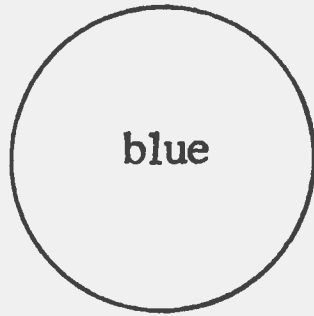
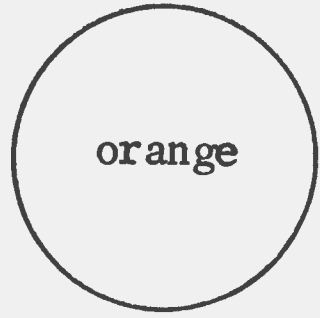


Dad said,
"Go, Rachel.
Go and play with Miriam.
Peter will come, too.
You can not ride with me.
You can not ride on the big wagon.
You and Peter can play with Miriam.
You can ride on the little wagon."

too not

Workbook For

FIRST STEPS






<p>Draw something big. Color it green.</p>	<p>Draw something little. Color it blue.</p>
<p>Draw a pumpkin. Color it orange.</p>	<p>Draw a cat. Color it yellow.</p>
<p>Draw an apple. Color it red.</p>	<p>Draw a flower. Color it purple.</p>


<p>Rachel said, "I see the big _____.</p> <p>I _____ a ride.</p> <p>You want a _____, too.</p> <p>We _____ ride on the big wagon."</p>	<p>wagon</p> <p>ride</p> <p>want</p> <p>will</p>
<p>Dad said, "You _____ ride with me.</p> <p>Jump on and ride _____ me.</p> <p>_____ we go.</p> <p>Here we _____ with the big wagon!"</p>	<p>with</p> <p>go</p> <p>may</p> <p>Here</p>
<p>Dad said,</p> <p>"Go and _____ with Miriam.</p> <p>You can _____ ride with me.</p> <p>Peter will come, _____.</p> <p>You can not ride _____ the big wagon."</p>	<p>play</p> <p>too</p> <p>on</p> <p>not</p>
<p>Peter said, "Miriam is _____.</p> <p>I will not go _____.</p> <p>Miriam can ride on the _____.</p> <p>Here _____ go, Miriam!"</p>	<p>fast</p> <p>we</p> <p>little</p> <p>wagon</p>

Peter said, "I like to _____."	play
Peter _____ with Rachel.	plays
Bess _____ fast.	run
Rachel said, "See me _____."	runs
Mother said, "_____ here, Rachel."	Look
Miriam _____ like Rachel.	looks
Rachel _____ to ride with Dad.	want
Peter said, "I _____ to play."	wants
Bess _____ to run.	like
Rachel said, "I _____ Miriam."	likes
Here _____ Peter.	Come
Dad said, "_____ here, Rachel."	comes
Miriam _____ to play.	want
Peter said, "I _____ a ride."	wants
Dad said, "Come and _____ with me."	ride
Miriam _____ on the wagon.	rides
Rachel _____ to ride.	like
"I _____ to ride, too," said Peter.	likes

Teacher's Edition



Before We Read



**FIRST
STEPS**

WHICH IS RIGHT?

Here for something Mother is. <u>Here is something for Mother.</u>
Peter get to ran something. <u>Perer ran to get something.</u>
<u>Here is something you want.</u> Here is you something want.
This is like we something. <u>This is something we like.</u>
Here is you something like. <u>Here is something you like.</u>
<u>Andrew will like it, too.</u> Andrew will too it like.

- too
- for
- get
- ran
- wagon
- said
- fast
- like
- this
- thank
- will

This something Thank ran

Here is some thing for you.
 Peter ran fast.
 Rachel said, "This is for you."
 Mother said, "Thank you, Rachel."

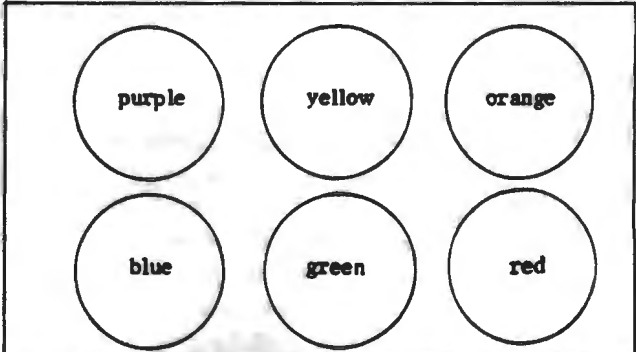
13 SOMETHING FOR YOU (pages 47-53)

Page 13 of workbook:

In each box there is a sentence that is correct and one that has the words out of order. Have the children underline the one that is correct. Proceed with the rest of the page as with previous such exercises.

Page 14 of workbook:

At the top the children are to color each circle. At the bottom they are to follow instructions.



Draw something big. Color it green.	Draw something little. Color it blue.
Draw a pumpkin. Color it orange.	Draw a cat. Color it yellow.
Draw an apple. Color it red.	Draw a flower. Color it purple.

14 SOMETHING FOR YOU (pages 47-53)

The Big Wagon (Page 54-61)
 Silent Reading:

When the children come to class, tell them, "There are no new words in this story. This is a review story. The title of the story is what? So right away we know the story is going to be about the big wagon. Do you have a wagon at home like the one in the picture? What does your dad use the wagon for? What are some of the things he might put on the wagon?"

After discussing the picture with the children, tell the children, "I want you to read page 54 to yourself right now. As soon as you are done, raise your hand."

When the children have read the page silently, ask the following questions:

1. What two things did Rachel see?
2. Point to the sentence that tells what Rachel wanted. (Call on a child to read it.)
3. How did Rachel know Dad was going some-place with the big wagon? (The horses were hitched to it.)
4. Does anyone have an idea what Dad might want to do with the horses and wagon?

Now ask the children to read the top part of page 55, and raise their hands when they are through. (It might be all right to cover the bottom half with a sheet of

paper.) Call on certain children to read the sentences which answer the following questions.

1. Peter tells Dad to do something. What did he want Dad to do?
2. What does he tell Dad they want?
3. What question does Peter ask Dad?

"Now read the bottom part to see if Dad is going to let the children have the ride they want."

1. Does Dad let the children go along?
2. Who all is going to ride on the big wagon?

"Now let's look at the picture on the next page. We know now where Dad and the children went. And they are back at the barn now with what?(A load of hay.) The first line tells me Mother is speaking. Let's read the page and find out what she has to say.

1. What does Mother want Peter and Rachel to do?
2. Do you think Rachel will like what Mother said? Let's read the top of the next page and find out.

Discuss Rachel's reaction. Is it natural for a girl to sometimes want to do something else besides take care of the baby? How do the girls in your class feel? Can they imagine how Rachel felt?

Continue, "In the next part of the story, Dad is speaking. Read the bottom of the page and find out what he has to say. Maybe he will let Rachel have her own way."

1. Did Dad say Rachel could do as she pleased?
2. What did he say?
3. Is Peter going to have another ride on the big wagon?
4. Why not?

"Peter is talking in the next part (on page 58) . Read it and see what he is saying."

1. Is Peter being selfish on this page?
2. What does he do that proves he is not selfish?
3. Rachel and Miriam are going to have a ride on what?

"Let's read all of the next page to see what happens next in the story." (page 59)

1. In the top part Rachel tells Peter not to do what?
2. Why not?
3. Do you remember something which happened earlier in this book that made Rachel remind Peter not to go fast? What?
4. What does Peter say about going fast in the last part of the page?

"Now let's read the next page (60) and see what Rachel has to say."

1. What does Rachel tell Peter to do?
2. Why does she tell Peter to stop?
3. Why can't Rachel and Peter and Miriam play with the wagon? Did the story or the picture tell you?

"Now read the last page and find out what Peter and

(Continued on page 60)



The Big Wagon

Rachel said,
"Come, Peter and Andrew.
I see Dad.
I see the big wagon.
I want a ride.
You want a ride, too.
We will ride on the big wagon."

54

Peter said,
"Stop, Dad, stop.
We want a ride.
May we ride with you?
May we ride on the big wagon?"

Dad said,
"Yes, you may ride with me.
Jump on, Rachel.
Jump on, Peter and Andrew.
You may ride with me.
Here we go.
Here we go with the big wagon."

stop may

55

Rachel do since they can't play with the wagon."

1. Does Peter agree that they can no longer play with the wagon?
2. Does he have some other idea as to what they could do to have a good time? What is it?

3. Did the story or the picture tell you Peter and Rachel and Miriam are going to play in the sandbox?

Mother said,
"Come here, Rachel.
Come here, Peter.
Miriam wants you.
Come and play with Miriam."



wants with

56

Rachel said,
"I do not want to play with Miriam.
I want to ride on the big wagon."

Dad said,
"Go, Rachel.
Go and play with Miriam.
Peter will come, too.
You can not ride with me.
You can not ride on the big wagon.
You and Peter can play with Miriam.
You can ride on the little wagon."

too not

57




Peter said,
"Come, Rachel.
Here is the little wagon.
You may ride on it.
Miriam may ride on it, too."

58

Rachel said,
"Here we go, Miriam.
Go, Peter go.
Do not go fast.
Miriam is on the wagon.
You may not go fast."

Peter said,
"I will not go fast.
Miriam is little.
I will not go fast with Miriam."


59



Rachel said,
 "Stop, stop!
 See the wagon, Peter.
 I can not ride on it.
 Miriam can not ride on it.
 Look, look, Peter."

60

Peter said,
 "I see! I see!
 We can not play with this wagon.
 You and Miriam can not ride on it.
 Come here, Miriam.
 We will play something with you.
 We will play with you here."



61

Rachel said, "I see the big <u>wagon</u> . I <u>want</u> a ride. You want a <u>ride</u> , too. We <u>will</u> ride on the big wagon."	wagon ride want will	Peter said, "I like to <u>play</u> . Peter <u>plays</u> with Rachel. Bess <u>runs</u> fast. Rachel said, "See me <u>run</u> ." Mother said, " <u>Look</u> here, Rachel."	play plays run runs Look
Dad said, "You <u>may</u> ride with me. Jump on and ride <u>with</u> me. <u>Here</u> we go. Here we <u>go</u> with the big wagon."	with go may Here	Miriam <u>looks</u> like Rachel. Rachel <u>wants</u> to ride with Dad. Peter said, "I <u>want</u> to play." Bess <u>likes</u> to run. Rachel said, "I <u>like</u> Miriam."	looks want wants like likes
Dad said, "Go and <u>play</u> with Miriam. You can <u>not</u> ride with me. Peter will come. <u>too</u> . You can not ride <u>on</u> the big wagon."	play too on not	Here <u>comes</u> Peter. Dad said, " <u>Come</u> here, Rachel." Miriam <u>wants</u> to play. Peter said, "I <u>want</u> a ride." Dad said, "Come and <u>ride</u> with me."	Come comes want wants ride
Peter said, "Miriam is <u>little</u> . I will not go <u>fast</u> . Miriam can ride on the <u>wagon</u> . Here <u>we</u> go, Miriam."	fast we little wagon	Miriam <u>rides</u> on the wagon. Rachel <u>likes</u> to ride. "I <u>like</u> to ride, too," said Peter.	rides like likes

THE BIG WAGON (pages 54-61)

Page 15 of workbook:

Have the children fill in the blanks with the words in the box at the right. Be sure they read their sentences afterwards to see if they make sense.

Page 16 of workbook:

You will need to introduce the "s" forms of these verbs. Have oral and blackboard exercises to teach when this form is used. Then have the children fill in the blanks on this page.